

Clessidra 20°+20°

by Antonio Citterio , 2011



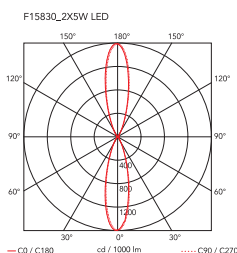
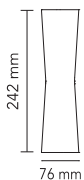
Diffused direct/indirect-light wall lighting device. Body obtained by means of aluminium pressofusion and diffusers in PMMA. Aluminium wall attachment with cover in PA66. Available in white-painted or chrome-plated for indoor version and dark brown-painted or dark gray-painted for outdoor version. High-efficiency lenses specially designed for the application, non-replaceable. Wide range (100-240Volt) power pack integrated in the body. Level IP55



Mounting	Wall
Environment	Indoor, Outdoor
Finish	White, Chrome, Grey, Deep brown
Weight	1.1 Kg
Light sources available	2 x LED 10W 3000K CRI80 637lm
Emergency	Without
Voltage	100-240V
Power	10W
Battery	No
Supply included	Yes

Materials Aluminum, PMMA

- Colors
- F1583009 - White
 - F1583057 - Chrome
 - F1583018 - Deep brown
 - F1583006 - Grey




Clessidra 40°+40°

by Antonio Citterio , 2011



Diffused direct/indirect-light wall lighting device. Body obtained by means of aluminium pressofusion and diffusers in PMMA. Aluminium wall attachment with cover in PA66. Available in white-painted or chrome-plated for indoor version and dark brown-painted or dark gray-painted for outdoor version. High-efficiency lenses specially designed for the application, non-replaceable. Wide range (100-240Volt) power pack integrated in the body. Level IP55



Mounting	Wall
Environment	Indoor, Outdoor
Finish	White, Chrome, Grey, Deep brown
Weight	1.1 Kg
Light sources available	2 x LED 10W 3000K CRI80 637lm
Emergency	Without
Voltage	100-240V
Power	10W
Battery	No
Supply included	Yes

Materials Aluminum, PMMA

- Colors
- F1584009 - White
 - F1584057 - Chrome
 - F1584018 - Deep brown
 - F1584006 - Grey

